

Information om ändring avseende inloggningslösning i MSW Reportal

Nytt inloggningsförfarande för engångslösenord via autentiseringsapplikation

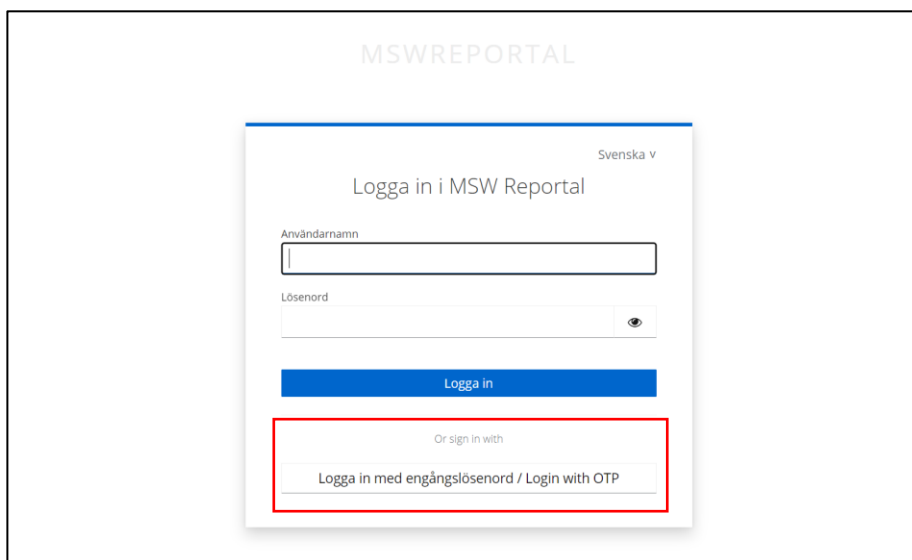
Den 12 februari ersätts en av våra nuvarande inloggningslösningar. Inloggningslösningen för engångslösenord via SMS i MSW Reportal kommer att ersättas med engångslösenord via en autentiseringsapplikation.

Vi kommer fortsatt erbjuda vår primära inloggningslösning via certifikat.

Uppdaterat utseende på inloggningsvyn

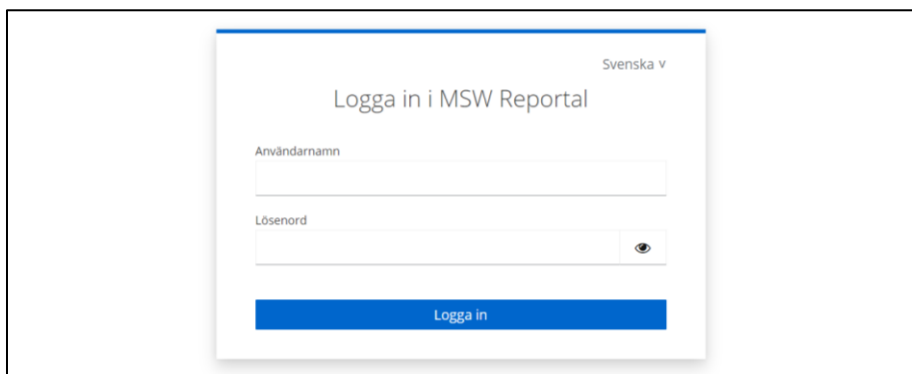
Du kommer fortsatt att nå MSW Reportal via <https://mswreportal.se/>, men själva inloggningsvyn kommer att uppdateras både för inloggning via certifikat samt engångslösenord. Det kommer att se ut enligt bild nedan.

Instruktion – inloggning med engångslösenord via autentiseringsapp i MSW Reportal



The screenshot shows the MSW Reportal login interface. At the top, it says 'MSWREPORTAL'. Below that, there's a language selector 'Svenska v'. The main heading is 'Logga in i MSW Reportal'. There are two input fields: 'Användarnamn' and 'Lösenord'. Below the password field is a blue 'Logga in' button. Underneath that, there's a link 'Or sign in with' and a button 'Logga in med engångslösenord / Login with OTP' which is highlighted with a red rectangular box.

För att logga in med engångslösenord, klickar du på knappen "Logga in med engångslösenord / Login with OTP". "OTP" står för One Time Password.



This screenshot shows the same MSW Reportal login interface as the previous one, but with the 'Logga in med engångslösenord / Login with OTP' button removed. The 'Logga in' button is now the only one visible below the password field.

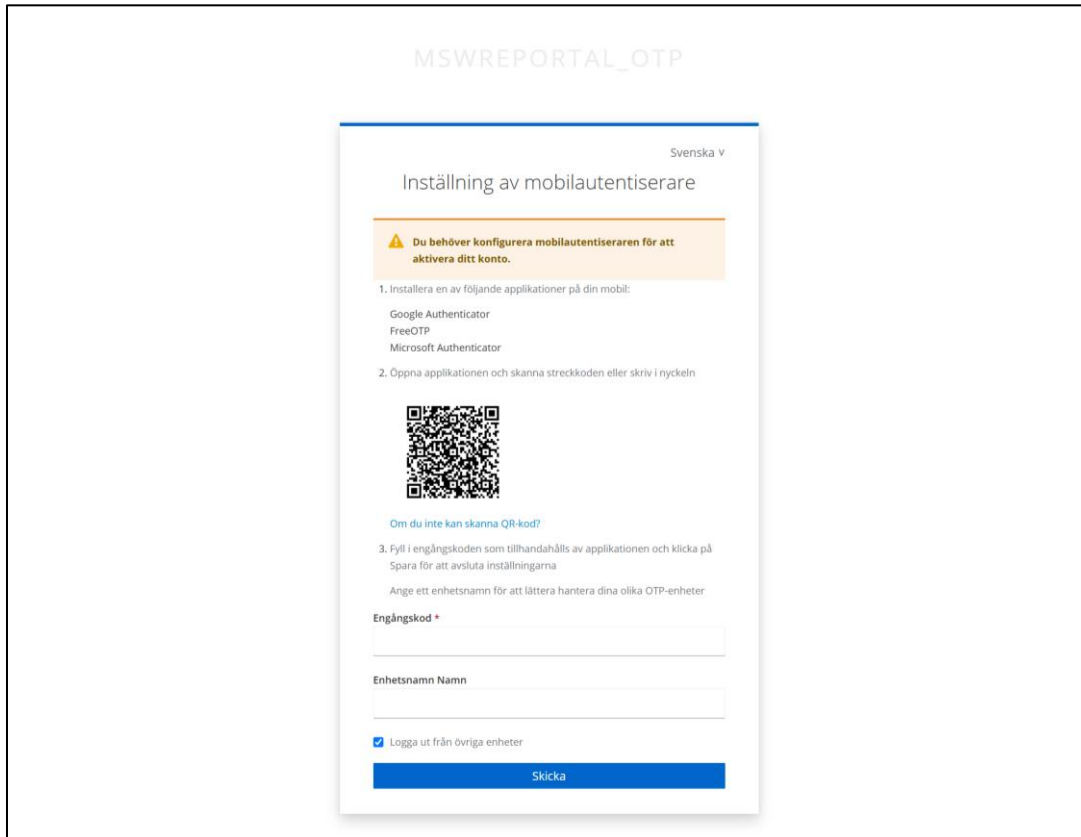
Därefter dyker en ny ruta upp där du skriver in dina användaruppgifter.

Vid första inloggningstillfället så behöver du konfigurera inloggningslösningen tillsammans med en mobil enhet, vilket görs via en giltig autentiseringsapplikation.

Sjöfartsverket rekommenderar följande autentiseringsapplikationer:

- Google Authenticator
- Microsoft Authenticator
- FreeOTP

Instruktion för hur konfigurationen går till kommer visas vid konfiguration i webbläsaren, enligt bild:



Vi kommer att uppdatera Användarguiden för MSW Reportal till version 1.39 med den senaste instruktionen. Den kommer att publiceras i samband med releasen av MSW Reportal den 12 februari.

Ni finner Användarguiden för MSW Reportal på vår hemsida:

[Användarguide och teknikinfo](#)

Vid övriga frågor vänligen kontakta MSW Support:

MSW Support

Telefon: 0771-40 00 50

E-post: support@mswreportal.se

Information regarding changes with the login solution in MSW Reportal

New login solution for one-time password (OTP) via authentication application in MSW Reportal

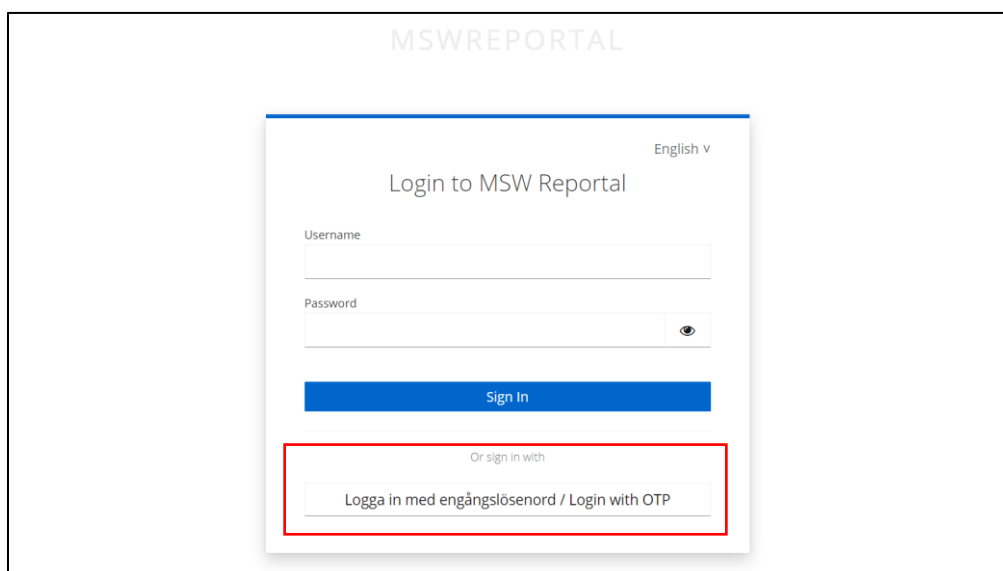
On February 12th, one of our current login solutions for MSW Reportal will be changed. The login solution of one-time password via SMS will be replaced with a login solution of one-time passwords via an authentication application.

The primary login solution through certificate will still be available.

Updated appearance of the login view

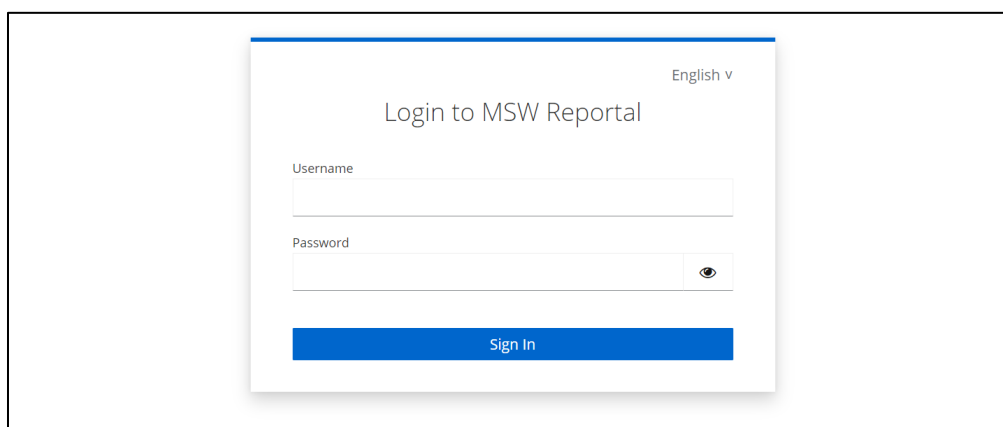
You will access MSW Reportal through <https://mswreportal.se/> as usual, but the login window for both certificate and one-time password has been updated and will appear as the picture below.

Instructions – login via one-time password via authentication application MSW Reportal



The screenshot shows the MSW Reportal login interface. At the top, it says "MSWREPORTAL". Below that, there's a language selector "English v". The main heading is "Login to MSW Reportal". There are two input fields: "Username" and "Password". Below the password field is a "Sign In" button. Underneath the "Sign In" button, there's a link "Or sign in with" and a button "Logga in med engångslösenord / Login with OTP" which is highlighted with a red rectangular box.

To log in with a one-time password, click the button "Logga in med engångslösenord / Login with OTP". "OTP" stands for One Time Password.



This screenshot shows the same MSW Reportal login interface as the previous one, but the "Logga in med engångslösenord / Login with OTP" button is no longer visible. The "Sign In" button is now the primary action button at the bottom of the form.

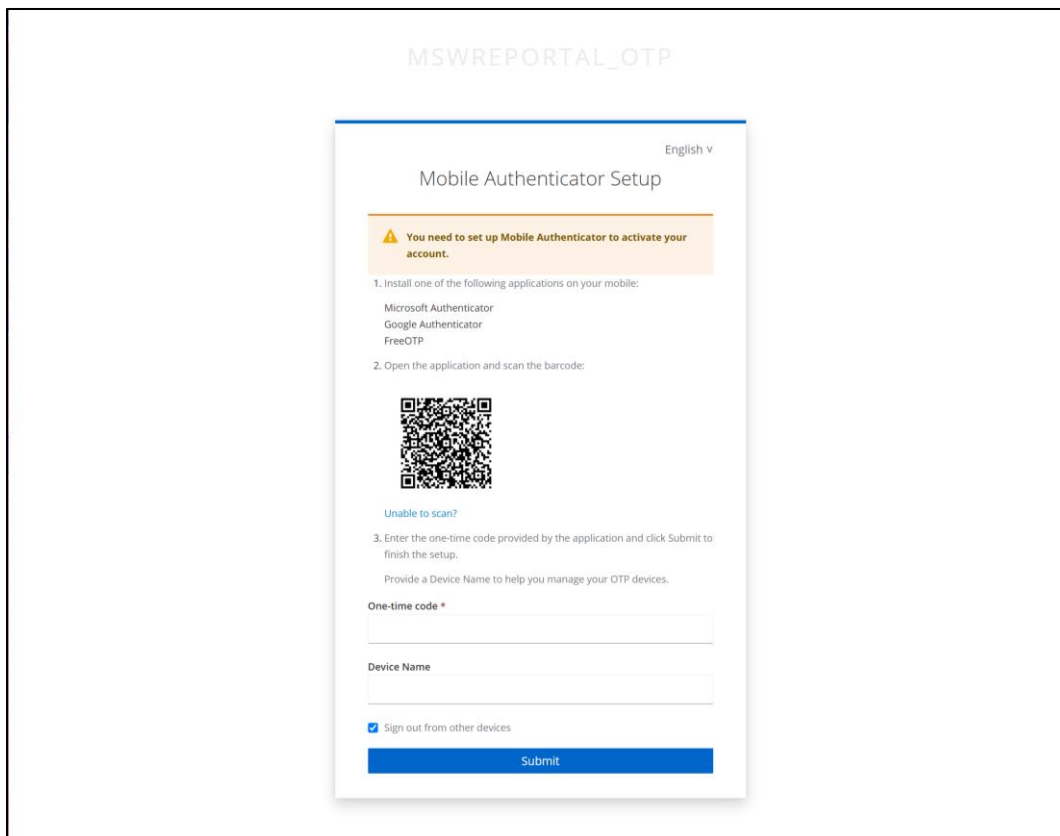
Add your user credential in the next view that appears.

The first time that you will use the login via one-time password, you need to configure your secondary login together with a mobile device. This is done by using a valid authentication application.

The Swedish Maritime Administration recommends the following authentication applications:

- Google Authenticator
- Microsoft Authenticator
- FreeOTP

The instruction on how to do the configuration will appear in the web browser, as shown in the picture below, when you sign in for the first time:



We will update the MSW Reportal User Guide to version 1.39 with the latest instructions. It will be published on the 12th of February, on the same day as the release of MSW Reportal.

You will find the User Guide on our home page:

[User guide and technical information](#)

If you have any other questions, please contact MSW Support.

MSW Support

Phone: +46 (0) 771-40 00 50

E-mail: support@mswreportal.se